

College Planning: How to Get Started



Step 1: Get Started

Assess your strengths, weaknesses, goals, passions, learning style and social skills. What is most important to you in the college-search process? What do you hope to learn from the process?

Step 2: Make some basic decisions

Where do you want to live?

Will you go to college full time? Part time?

Do you want to attend a single-sex school, a technical college, a public or private college, a large university, a small liberal arts college, or a historically black or religiously affiliated college?

How important is the cultural/ideological diversity of the student body?

Step 3: Enlist help

Who do you want to assist you in this process (parents, teachers, siblings, relatives, and friends)?

Step 4: Consult References and Websites

Look at college directories and use college searches. Visit the websites of the colleges that interest you.

<https://bigfuture.collegeboard.org>

Step 5: Talk

Discuss your goals and plans with your parents, teachers, and school counselor. They can provide helpful advice.

Step 6 and Step 7:

When available, visit with college representatives and schedule tours of college campuses. Many colleges provide virtual tours on their websites.



Using Naviance for Career & College Exploration:

Sign in to your Naviance Account (You may need to reset your password, click forgot password)
Follow screens suggested below:

Career Exploration:


Career Tab


- Explore
 - Career Interest Profiler
 - Clusters & Pathways



Search for Colleges:

College Tab

- Advanced College Search
(Enter Geographic Location, Major, Sport ... don't put in too many constraints or you will limit your list too much)
 - "Admissions" to view scattergrams
 - "Studies" to check all the schools majors
 - "Student Life" to view Sports, Clubs etc.
 - Click on link to college (.edu) to view accurate tuition, room/board
 - Click the  to save the college to your "thinking about" list



There are MANY other ways to explore on Naviance – Check them out!

SAT Test Dates:

March 14, 2020 – **Canceled**

May 2, 2020 – **Canceled**

June 6, 2020 – Register by May 8, 2020

August 29, 2020

October 3, 2020

November 7, 2020

December 5, 2020

ACT Test Dates:

April 4, 2020 – **Postponed to June 13th**

June 13, 2020 – Register by May 8, 2020

July 18, 2020 – Register by June 19, 2020

September 12, 2020

October 24, 2020

December 12, 2020





Prospective Student Athletes:

The NCAA Eligibility Center is responsible for certifying the academic and amateur status of all **Division I and II** incoming student-athletes. College-bound student-athletes can create an account with the Eligibility Center by visiting www.eligibilitycenter.org.

We recommend that students register during junior year of high school. Make sure your high school guidance counselor is aware of your desire to participate in athletics on a Division I or II level in college.

Academic requirements for each college-bound student-athlete are based on the student's core – course grade point average and their ACT or SAT score. Go on to the NCAA website to gather more information pertaining to the requirements and process.

Taken from College Board 2019 “College Advising Essentials Volume 2”





Explore Financial Aid Resources

Understanding Federal Student Aid <https://studentaid.gov/>

FAFSA (Forecaster) <https://fafsa.ed.gov/spa/fafsa4c>

CSS Profile <https://cssprofile.collegeboard.org/>



Scholarship Search

Naviance & College Board

www.fastweb.com

www.scholarships.com



Other online resources:

Big Future, My College Dollars, College Goal NY, College Board

Timeline: Applying to College

The following is a typical timeline, check with each college for individual deadlines and application procedures!

- Beginning NOW: College Research via Naviance & Online resources
Begin/Update Resume of Activities on Naviance
Prep & Register for SAT's & ACT's
SAT Testing March 14th : Canceled
- April: **ACT Testing April 4th: Will test June 13th**
WSCA Spring College Fair, April 25th, Postponed until Fall
- May: **SAT Testing May 2nd : Canceled**
- June: SAT Testing June 6th : Reg. deadline May 8th
ACT Testing June 13th : Reg. deadline May 8th
- July & August: ACT Testing July 18th : Reg. deadline June 19th ***NOT AVAILABLE IN NY***
SAT Testing August 29th ***LIMITED LOCATIONS***
Research & Visit Colleges, Narrow Choices
Update & Explore Naviance regarding College Choices
Prep for Fall SAT's & ACT's
- September: Senior Packets distributed in English classes by Guidance Counselors
Meet with your Guidance Counselor to review Application Process
Complete Resume on Naviance (mandatory)
Request Letters of Recommendation from teachers (forms)
ACT Testing Available
Attend College Application Workshop Part 2 for Parents



October: SAT & ACT Testing Available
Attend Fall College Fair
Begin to Submit College Applications (Online)
Send SAT & ACT scores to colleges online when you apply
Dec. 1st Deadline Application Processing Forms due in guidance
ED & EA Application Processing Forms due in guidance
Attend Financial Aid Workshop
Begin and Process FAFSA application online (Financial Aid)
Complete CSS Profile online, if required

November: SAT Testing Available
Early Decision & Early Action Deadlines
ALL other Application Processing Forms due in guidance
***Watch for Dec. 1st College Deadlines ***

December: SAT & ACT Testing Available
Early Decision & Early Action decisions mailed home

January &
February: Local Scholarships Published & Applications Due (Feb)

March &
April: Hear from your schools regarding admission decisions!
Update Naviance of All College Acceptances

May: Decide where you want to go and send your deposit \$\$\$
Hand in Final Transcript Forwarding Form to Guidance



Important Dates

SAT: March 14th Canceled

May 2nd Canceled

June 6th Reg. by May 8th

ACT: April 4th Will test June 13th

June 13th Reg. by May 8th

July 18th Reg. by June 19th



- ▶ **April 25th Spring College Fair, Postponed until Fall**
- ▶ **October 1st Begin FAFSA Application Process**
- ▶ **October Fall College Fair**
- ▶ **October Financial Aid Workshop**
- ▶ **October 15th Early Action/ Decision Forms Due in Guidance**
- ▶ **Oct 15th, Nov 1st, Nov 15th EA/ED Deadlines**
- ▶ **Dec 1st Common SUNY Deadlines**



Make Your Social Media Work for You

The impression that you make on a college admission officer may involve more than just an essay, a transcript, and some test scores. According to new data, colleges and universities do pay attention to what prospective students post on Twitter, Facebook, Instagram, etc. In addition, potential employers for internships or permanent positions may also review your public social sites.

What your social media tells others:

- *It sheds light on your interests and passions
- *It may give a more in depth look at your volunteer work or special projects
- *Your creativity and technology skills may be spotlighted
- *It may provide evidence of your interest in a particular major, college, or career

Make the most of your social media time:

- *Keep your profile information up to date
- * Consider providing a link to your social media sites in your college application materials (provided the college allows/encourages this).
- *Invest the time to maintain quality in your postings, blogs, and videos.
- *Showcase your leadership, awards, or expertise in a meaningful manner.




Social Media Reminder:

- *Review your email address to ensure it doesn't include rude or inappropriate language or references
- *Carefully consider your tweets and other comments, particularly any negative references about prospective colleges, your teachers, or your peers.
- *Monitor what photos you choose to post. Don't include those that may depict alcohol and certain party and peer activities that would reflect poorly on your judgment or character.
- * A good rule of thumb is: Don't put anything on social media that you wouldn't include with your college application.

Taken from College Board 2019 "College Advising Essentials Volume 2"

Common Application Essay Topics



1. Some students have a background, identity, interest, or talent that is so meaningful they believe their application would be incomplete without it. If this sounds like you, then please share your story.
2. The lessons we take from obstacles we encounter can be fundamental to later success. Recount a time when you faced a challenge, setback, or failure. How did it affect you, and what did you learn from the experience?
3. Reflect on a time when you questioned or challenged a belief or idea. What prompted your thinking? What was the outcome?
4. Describe a problem you've solved or a problem you'd like to solve. It can be an intellectual challenge, a research query, an ethical dilemma - anything that is of personal importance, no matter the scale. Explain its significance to you and what steps you took or could be taken to identify a solution.
5. Discuss an accomplishment, event, or realization that sparked a period of personal growth and a new understanding of yourself or others.
6. Describe a topic, idea, or concept you find so engaging that it makes you lose all track of time. Why does it captivate you? What or who do you turn to when you want to learn more?
7. Share an essay on any topic of your choice. It can be one you've already written, one that responds to a different prompt, or one of your own design.

How Does My Application Get to College?

From Home



Common Application & Supplement
or College Online Application
Activity Resume & Essay

From School



Transcript (Gr. 9-11, GPA & Rank)
Teacher Recommendations (2+)
Counselor Recommendation
Courses in Progress
1st Quarter Grades *upon request only*
Mid Year Grades *upon request only*



From College

Board / ACT



Test Scores
* YOU must request these online

Guidance Counselor Email



Mrs. Audra Falco Afalco@mtsinaik12.ny.us

Mr. Scott McEvoy Smcevoy@mtsinaik12.ny.us

Mrs. Kristina McGuire Kmcguire@mtsinaik12.ny.us

Ms. Donna Murph Dmurph@mtsinaik12.ny.us

If you need a phone conference, request via counselor email.