

College Planning: How to Get Started

Step 1: Get Started

Assess your strengths, weaknesses, goals, passions, learning style and social skills. What is most important to you in the college-search process? What do you hope to learn from the process? **Take a career interest inventory!**

Step 2: Make some basic decisions

Where do you want to live? City? Rural? Large Campus? Small Campus?

Do you want to attend public or private college, a large university, a small college, across the country, or on LI?

How important is the cultural/ideological diversity of the student body?

Taken from the College Board 2019, "College Advising Essentials Volume 2".



Step 3: Enlist help

Who do you want to assist you in this process (parents, teachers, siblings, relatives, and friends)?

Step 4: Consult References and Websites

Use online college searches & resources. Visit the websites of the colleges that interest you. **EXPLORE NAVIANCE!**

Step 5: Talk

Discuss your goals and plans with your parents, teachers, and school counselor. They can provide helpful advice.

Attend your Junior College Planning Conference this Spring!

Step 6 and Step 7:

When available, visit with college representatives and schedule tours of college campuses. Many colleges provide virtual tours on their websites. **Sign up to meet with college representatives who visit Mount Sinai HS this Fall!**

Taken from the College Board 2019, "College Advising Essentials Volume 2".



Using Naviance for Career & College Exploration:

Sign in to your Naviance Account (reset your password, click forgot password)

Follow screens suggested below:

Career Exploration:


Career & Self-Discovery Tabs


- ☐ Take 3 brief Assessments
- ☐ Explore Careers and Military
- ☐ Review results with your counselor



Search for Colleges:

College Tab

- ☐ Advanced College Search
- ☐ (Enter Geographic Location, Major, Sport ... don't put in too many constraints or you will limit your list too much)
- ☐ "Admissions" to view scattergrams
- ☐ "Studies" to check all the schools majors
- ☐ "Student Life" to view Sports, Clubs etc.
- ☐ Click on link to college (.edu) to view accurate tuition, room/board
- ☐ Click the  to save the college to your "thinking about" list



There are MANY other ways to explore on Naviance – Check them out!

2024 SAT Test Dates: **DIGITAL**

Register at www.collegeboard.org

March 9th – Late Registration Passed

May 4th – Register by April 19th

June 1st – Register by May 16th

August 24th

October 5th

November 2nd

December 7th

2024 ACT Test Dates:

Register at www.act.org

April 13th – Register by Mar 8th

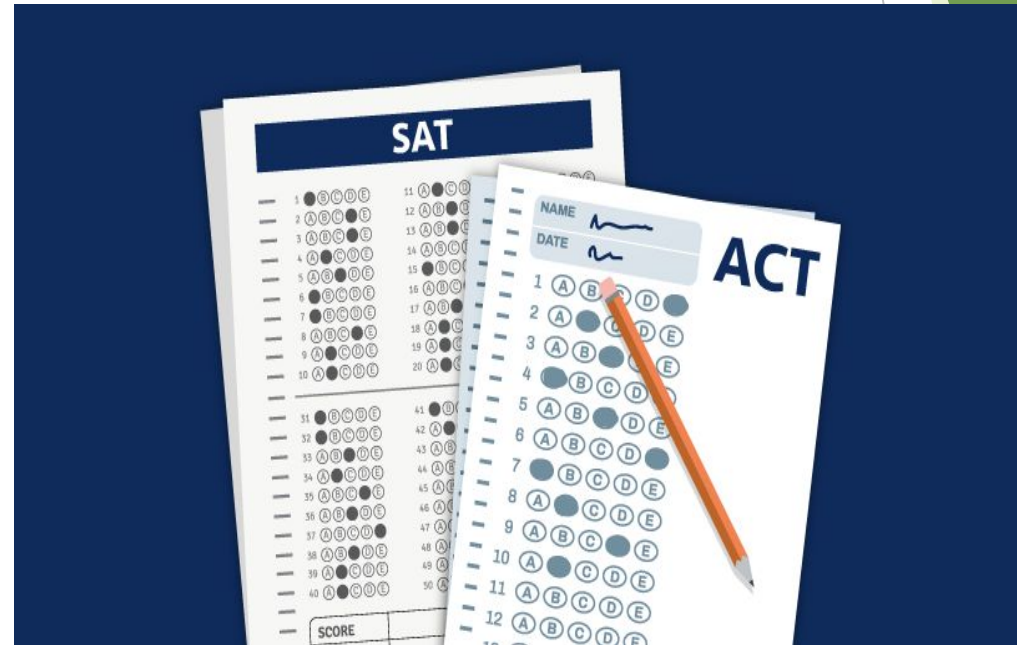
June 8th – Register by May 3rd

July 13th – Register by June 7th * No testing centers in NY

September 7th

October 26th

December 7th



The SAT has gone DIGITAL!

March is the first digital SAT exam following a very successful digital PSAT in the Fall and several digital AP Exams this past Spring!

Approved Testing Devices: You can run Bluebook™ on a Windows or Mac device, an iPad. You cannot run Bluebook on a mobile phone. Your device must be able to connect to Wi-Fi. On test day, your device must be fully charged; it will need to stay on for 3–4 hours. We also recommend you bring your device's power cord or a portable charger, but you might not have access to an outlet.

Download the BLUEBOOK APP: ASAP to practice and become familiar with its features prior to test day and to make certain it is functioning properly on your device.

<https://bluebook.app.collegeboard.org/>





Local College Fairs

Long Island Spring College Expo: <https://www.collegefairguide.com/long-island-spring-college-expo>

- ★ Tuesday, April 16th, 5:30 - 8:30pm
- ★ Hofstra University - David S. Mack Sports Complex

Long Island SUNY College Fair: https://engage.suny.edu/portal/suny_college_fairs

- ★ Tuesday, March 12th & May 5th - register online
 - March 12th - Farmingdale State College, Nold Athletic Complex
 - May 5th - Suffolk Community College, Michael J. Grant Campus, Suffolk Federal Credit Union Arena

NYC National College Fair: <https://www.nacacattend.org/24NewYork>

- ★ Sunday, March 10th, 12 - 4pm, Javits Center, NYC
- ★ 225+ Colleges!

Virtual Campus Tours:

- ★ youvisit.com/collegesearch
- ★ campustours.com



Explore Financial Aid Resources

Financial Aid Basics:

- FAFSA Home page - <https://studentaid.gov/>
- FAFSA - Student Aid Estimator <https://studentaid.gov/aid-estimator/>
- CSS Profile <https://cssprofile.collegeboard.org/>

Scholarship Search

- Naviance & College Board
- www.fastweb.com
- www.scholarships.com

Local Scholarships

Seniors will have the opportunity to apply for local scholarships in March of their Senior Year



Financial Aid Night!
MSHS Auditorium in Fall, Date TBD

Prospective Student Athletes:

- The NCAA Eligibility Center is responsible for certifying the academic and amateur status of all **Division I and II** student-athletes. College-bound student-athletes can create an account with the Eligibility Center by visiting www.eligibilitycenter.org.
- Prospective student athletes are recommended to create and register during junior year. Please make sure your counselor is aware of your desire to participate in athletics on a Div I or II level in college.
- NCAA no longer requires SAT/ACT scores. However, specific schools may for admission. Students are encouraged students to take at least one standardized exam
- Academic requirements for each student-athlete are based on the student's high school core -course grade point average.
- Athletic commitment does not guarantee academic admission, please continue to push academically into senior year



The infographic is a dark blue rectangular box with a white circle at the top center containing the text "NCAA SPORTS". To the left of the circle is the heading "Men's Program" and to the right is "Women's Program". Below these headings are two columns of bulleted sports. The Men's Program column lists: Baseball, Basketball, Cross Country, Fencing, Football, Golf, Gymnastics (with a sub-bullet "do not offer in D2"), Ice Hockey, Lacrosse, Rifle, Skiing, and Soccer. The Women's Program column lists: Basketball, Beach Volleyball, Bowling, Cross Country, Fencing, Field Hockey, Golf, Gymnastics, Ice Hockey, Lacrosse, Rifle, Rowing, Skiing, and Soccer. The Women's Program also includes Softball, Swimming and Diving, Tennis, Track and Field (Indoor), Track and Field (Outdoor), Volleyball, and Water Polo.

Men's Program	Women's Program
• Baseball	• Basketball
• Basketball	• Beach Volleyball
• Cross Country	• Bowling
• Fencing	• Cross Country
• Football	• Fencing
• Golf	• Field Hockey
• Gymnastics	• Golf
◦ (do not offer in D2)	• Gymnastics
• Ice Hockey	• Ice Hockey
• Lacrosse	• Lacrosse
• Rifle	• Rifle
• Skiing	• Rowing
• Soccer	• Skiing
	• Soccer
	• Softball
	• Swimming and Diving
	• Tennis
	• Track and Field (Indoor)
	• Track and Field (Outdoor)
	• Volleyball
	• Water Polo



Timeline: Applying to College

The following is a typical timeline, check with each college for individual deadlines and application procedures!

- Beginning NOW:** College & Career Research via **Naviance** & Online resources
Update **Resume** of Activities on Naviance
Prep & Register for SATs & ACTs
SAT Exam - March 9th
NYC National College Fair – March 10th @ Javits Center
LI SUNY College Fair - March 12th @ SUNY Farmingdale
- April:** ACT Exam - April 13th
LI Spring College Expo - April 16th @ Hofstra
- May:** **LI SUNY College Fair** - May 5th @ SCC Brentwood
SAT Exam - May 4th
- June:** SAT Exam - June 1st
ACT Exam - June 8th
- July & August:** ACT Exam - July 13th
SAT Exam - August 24th
Research & Visit Colleges, Narrow Choices
Update & Explore Naviance regarding College Choices
Prep for Fall SATs & ACTs
- September:** **Senior Packets** published to the **Class of 2025 Guidance Google Classroom**
Senior Conferences: Meet with your Counselor to review Application Process
Complete Resume Section on Naviance
Request Letters of Recommendation from teachers (forms in Google Classroom)
ACT Exam - September 7th
Attend College Application Parent Workshop Part 2



October: SAT & ACT Testing Available
Begin to Submit College Applications via CommonApp
Send SAT & ACT scores to colleges
Dec. 1st Deadline - Application Processing Forms due in Guidance Google Classroom
Complete CSS Profile online, if required

November: SAT Testing Available
Attend Financial Aid Workshop
Be aware of FAFSA Applications and deadlines
Early Decision & Early Action Deadlines
ALL other Application Processing Forms due in guidance
Prepare for Dec. 1st College Application Deadlines

December: SAT & ACT Testing Available
Start of **Early Decision & Early Action decisions released!**

January & February: **Local Scholarships** Published in Google Classroom


March & April: **Submit Applications for Local Scholarships**
Hear from your schools regarding admission decisions!
Update Naviance of All College Acceptances

May: **National College Decision Day - May 1st**
Decide where you want to go and send deposits \$\$\$
Hand in Final Transcript Forwarding Form to Guidance Google Classroom

June: **Graduation! Woo Hoo!**



Common Application Essay Topics



1. Some students have a background, identity, interest, or talent that is so meaningful they believe their application would be incomplete without it. If this sounds like you, then please share your story.
2. The lessons we take from obstacles we encounter can be fundamental to later success. Recount a time when you faced a challenge, setback, or failure. How did it affect you, and what did you learn from the experience?
3. Reflect on a time when you questioned or challenged a belief or idea. What prompted your thinking? What was the outcome?
4. Reflect on something that someone has done for you that has made you happy or thankful in a surprising way. How has this gratitude affected or motivated you?
5. Discuss an accomplishment, event, or realization that sparked a period of personal growth and a new understanding of yourself or others.
6. Describe a topic, idea, or concept you find so engaging that it makes you lose all track of time. Why does it captivate you? What or who do you turn to when you want to learn more?
7. **Share an essay on any topic of your choice. It can be one you've already written, one that responds to a different prompt, or one of your own design.**

How Does My Application Get to College?

From Home



Common Application & Supplement
or College Website Online Application
Activity Resume & Essay

From School



Transcript (Gr. 9-11, GPA & Rank)
Teacher Recommendations (2+)
Counselor Recommendation
Courses in Progress
1st Quarter Grades ***upon request only***
Mid Year Grades ***upon request only***

From College

Board / ACT



Test Scores

***You are responsible for sending any Standardized scores to Colleges via College Board and ACT.com accounts**



Make Your Social Media Work for You

The impression that you make on a college admission officer may involve more than just an essay, a transcript, and some test scores. **According to new data, colleges and universities do pay attention to what prospective students post on Twitter, Facebook, Instagram, etc. In addition, potential employers for internships or permanent positions may also review your public social sites.**

What your social media tells others:

- *It sheds light on your interests and passions
- *It may give a more in depth look at your volunteer work or special projects
- *Your creativity and technology skills may be spotlighted
- *It may provide evidence of your interest in a particular major, college, or career

Make the most of your social media time:

- *Keep your profile information up to date
- * Consider providing a link to your social media sites in your college application materials (provided the college allows/encourages this).
- *Invest the time to maintain quality in your postings, blogs, and videos.
- *Showcase your leadership, awards, or expertise in a meaningful manner.

Taken from College Board 2019 "College Advising Essentials Volume 2"





Social Media Reminder:

- *Review your email address to ensure it doesn't include rude or inappropriate language or references
- *Carefully consider your tweets and other comments, particularly any negative references about prospective colleges, your teachers, or your peers.
- *Monitor what photos you choose to post. Don't include those that may depict alcohol and certain party and peer activities that would reflect poorly on your judgment or character.
- *A good rule of thumb is: **Don't put anything on social media that you wouldn't include with your college application.**



Taken from College Board 2019 "College Advising Essentials Volume 2"

Robert M. Grable Jr - Mount Sinai High School

Guidance Department Contacts:

Ms. Donna Murph (A-D) - dmurph@mtsinaik12.ny.us

Mr. Kyle Cotter (E-K) - kcotter@mtsinaik12.ny.us

Mrs. Kristina McGuire (L-P) - kmcguire@mtsinaik12.ny.us

Mr. Scott McEvoy (Q-Z) - smcevoy@mtsinaik12.ny.us

